


BINKS PRESSURE TANKS

ASME Code Stainless Steel, Galvanized, and ASME PT Series Tanks

FLUID HANDLING



ASME Code Stainless Steel,
Galvanized, and ASME PT Series Tanks



BINKS PRESSURE TANKS

ASME Code Stainless Steel, Galvanized, and ASME PT Series Tanks

The case for ASME Code Tanks: Numerous government and insurance bodies (e.g. OSHA, your fire marshal, your insurance underwriter, etc.) use National Fire Protection Association (NFPA) standards. NFPA standards call for the use of ASME-code tanks. All Binks pressure tanks are made to ASME standards.

Note: Neither Carlisle nor its employees are an Authority Having Jurisdiction (AHJ).

How to select a Binks Pressure Tank

It's helpful to know the following information:

- **Size/Scope of your operation in terms of gallons per day per spray for a given spray station.**
- **If you're using a plural component coating, what is the tank life of your coating?**
- **Is your coating waterborne or solvent borne? What degree of corrosion resistance do you need?**
- **Will you need to use a bottom outlet (may be needed for high viscosity materials or high cost materials).**
- **Will you be putting either 1-gallon or 5-gallon pails in the interior of the pressure tank?**

STEP 1: SELECT SIZE AND SCOPE

Gallons of Coating Per 8 Hour Shift	Suggested Tank Size for Single Component Coating	Suggested Tank Size for Plural Component Coating			
		1 Hour Tank Life	2 Hour Tank Life	3 Hour Tank Life	4 Hour Tank Life
Up to 5	2 or 5 Gallon	2 Gal.	2 Gal.	2 Gal.	5 Gal.
Up to 10	10 Gallon	2 Gal.	2 Gal.	5 Gal.	10 Gal.
Up to 15	15 Gallon	2 Gal.	5 Gal.	5 Gal.	15 Gal.
Up to 30	30 Gallon	5 Gal.	5 Gal.	15 Gal.	30 Gal.
Up to 60	60 Gallon	5 Gal.	15 Gal.	30 Gal.	60 Gal.
More than 60	60 Gallon	5 Gal.	15 Gal.	60 Gal.	60 Gal.

Examples: For a single component coating spraying of 12 gallons of coating per 8 hour shift, we suggest a 15 gallon tank. For a 4 hour tank life plural component coating, consuming 12 gallons per 8 hour shift, we suggest a 5 gallon tank.

STEP 2: SELECT PRESSURE TANK FAMILY, BASED ON AVAILABLE FEATURES

	83C w/ZN Lid (P3)	87Z w/SS Lid (P3)	183G (P4)	183S (P5)	30/60 Gallon (P6)	30/60 Gallon w/SS Liner (P6)
2 Gallon	X	X	X	X		
5, 10, 15 Gallon			X	X		
30, 60 Gallon					X	X
Includes Fill Port			X	X	X	X
Waterborne Compatible	no	yes, w/liner	no	yes	no	yes
Overall Corrosion Resistance	good	better	better	best	better	best
Maximum Pressure Rating	80 psi (5.5 bar)	80 psi (5.5 bar)	110 psi (7.5 bar)	110 psi (7.5 bar)	110 psi (7.5 bar)	110 psi (7.5 bar)
Available with Bottom Outlet			X	X	X	X
2 Gallon Size (Accepts 1 gal. pail)	X	X	X			
5 Gallon Size (Accepts 1 gal. pail)			X	X		

STEP 3: SELECT HOW MANY REGULATORS YOU'LL NEED

	Fluid Regulation 0 to 100 psi Choose for viscous or long runs of material	Fluid Regulation 0 to 30 psi Choose for short runs of low viscosity material	Air Atomization 0 to 160 psi Choose for better control of atomizing air
Single regulated	X		
Double regulated	X		X
Single regulated w/ improved low fluid pressure control		X	
Double regulated w/ improved low fluid pressure control		X	X

Choose your regulation options from the table above. We recommend using a regulator instead of a simple restriction (e.g. a "cheater valve") for greater control and to avoid an initial blast of higher pressure air when you first pull the trigger on your spray gun.

STEP 4: SELECT AGITATION OPTIONS

	Low viscosity/ smaller volume	Higher viscosity/ larger volume/ air entrapment risk
None		
Direct Drive	X	
15:1 Gear Reduced	X	X

For coatings that remain well dispersed over time, you may not need any agitation. If you have either a low viscosity material, or a small volume of material, direct drive agitation is an option. For higher viscosity materials or larger volumes of material, or where there is a risk of air entrapment, we recommend a gear reduced agitator.

BINKS PRESSURE TANKS

ASME Code Stainless Steel, Galvanized, and ASME PT Series Tanks

Binks ASME Code PT Tanks are a great choice in a 2-gallon pressure tank, spraying up to 80 psi of fluid pressure.

- **Choose zinc-plated lid and shell options (83C-) for solvent borne materials.**
- **Choose stainless steel lid and zinc-plated shell options (83Z-) for waterborne materials.**

BINKS ASME CODE PT TANKS

Tank Size	Holds Container Size	Internal Volume (gal.)	Head Gasket	Disposable Liner	Bottom Outlet Kit	Service Bulletin Reference	Est. Shipping Wt. for Tanks w/out Agitators (lbs.)	Est. Shipping Wt. for Tanks with Agitators (lbs.)
2 gallon, zinc plated lid	1 gallon pail	2.8	PT-33-1	PT-78-K60	—	SBBI-21-044	31	38
2 gallon, SS lid	1 gallon pail	2.8	PT-33-1	PT-78-K60	—	SBBI-21-043	31	38

SPECIFICATIONS

Max. Working Pressure, psi	80 psi (5.5 bar)
Air Inlet	1/4" NPS (m)
Fluid Outlet	3/8" NPS (m)
Fluid Outlet if using bottom outlet kit	n/a

CAPACITY AND DIMENSIONS

Standard paint container that will fit inside	1 gallon
Inside diameter	9½"
Inside height at center	9½"
Overall height	20½"
Overall width	13¾"



83C-220

83C-221

BINKS ASME CODE PT TANKS

Zinc Plated Lid and Shell	Stainless Steel Lid and Zinc Plated Shell	Single Regulated (0-100 psi fluid pressure)	Double Regulated (0-100 psi fluid pressure, 0-60 psi atomizing air pressure)	Direct Drive Agitation	2 Gallon Tank Part Number
X		X			83C-210
X		X		X	83C-211
X			X		83C-220
X			X	X	83C-221
	X	X			83Z-210
	X	X		X	83Z-211
	X		X		83Z-220
	X		X	X	83Z-221

BINKS PRESSURE TANKS

ASME Code Stainless Steel, Galvanized, and ASME PT Series Tanks


Binks 183G- ASME Code Tanks give you application flexibility for most solvent-bourne applications.

BINKS 183G- ASME CODE GALVANIZED CARBON STEEL TANKS

Tank Size	Holds Container Size	Internal Volume (gal.)	Head Gasket	Disposable Liner	Bottom Outlet Kit	Service Bulletin Reference	Est. Shipping Wt. for Tanks w/out Agitators (lbs)	Est. Shipping Wt. for Tanks with Agitators (lbs)
2 gallon	1 gal. pail	2.8	QMS-80-1	PTL-78-K60	183-3000	77-2927	45	59
5 gallon	5 gal. pail	9.8	QM-1458-1	PTL-408-K20	183-3001	77-2928	80	99
10 gallon	5 gal. pail	11.8	QM-1458-1	PTL-412-K8	183-3001	77-2928	86	105
15 gallon	5 gal. pail	19.8	QM-1458-1	PTL-415-K10	183-3001	77-2928	111	130

Location lug ensures proper lid orientation

Larger handles for increased portability



All 183G tanks include fill port

83G-523

SPECIFICATIONS

Max. Working Pressure, psi	110 psi (7.5 bar)
Air Inlet	1/4" NPT (m)
Fluid Outlet	3/8" NPT (m)
Fluid Outlet if using bottom outlet kit	3/4" NPT (m) or 3/4" NPS (m)

CAPACITY AND DIMENSIONS

	2 gal. tanks	5 gal. tanks	10 gal. tanks	15 gal. tanks
Standard paint container that will fit inside	1 gal.	5 gal.	5 gal.	5 gal.
Inside diameter	9½"	14"	14"	14"
Inside height at center	9½"	16"	19¼"	26¼"
Overall height	23¾"	30¼"	33¾"	43¾"
Overall width	13¾"	18½"	18½"	18½"

BINKS PRESSURE TANKS

ASME Code Stainless Steel, Galvanized, and ASME PT Series Tanks

Binks 183S- ASME Code Tanks give you application flexibility with our best chemical resistance. Suitable for waterbourne coatings.

BINKS 183S- ASME CODE STAINLESS STEEL TANKS

Tank Size	Holds Container Size	Internal Volume (gal.)	Head Gasket	Disposable Liner	Bottom Outlet Kit	Service Bulletin Reference	Est. Shipping Wt. for Tanks w/out Agitators (lbs)	Est. Shipping Wt. for Tanks with Agitators (lbs)
2 gallon	1 gal. pail	2.8	QMS-80-1	PTL-78-K60	183-3000	77-2927	38	52
5 gallon	5 gal. pail	9.8	QM-1458-1	PTL-408-K20	183-3001	77-2928	69	90
10 gallon	5 gal. pail	11.8	QM-1458-1	PTL-412-K8	183-3001	77-2928	71	90
15 gallon	5 gal. pail	19.8	QM-1458-1	PTL-415-K10	183-3001	77-2928	89	108

SPECIFICATIONS


Max. Working Pressure, psi	110 psi (7.5 bar)
Air Inlet	1/4" NPT (m)
Fluid Outlet	3/8" NPT (m)
Fluid Outlet if using bottom outlet kit	3/4" NPT (m) or 3/4" NPS (m)

CAPACITY AND DIMENSIONS

	2 gal. tanks	5 gal. tanks	10 gal. tanks	15 gal. tanks
Standard paint container that will fit inside	1 gal.	5 gal.	5 gal.	5 gal.
Inside diameter	9½"	14"	14"	14"
Inside height at center	9½"	16"	19¼"	26¼"
Overall height	23¾"	30¼"	33¾"	43¾"
Overall width	13¾"	18½"	18½"	18½"

Location lug ensures proper lid orientation

Larger handles for increased portability



All 183S tanks include fill port

83S-510

BINKS 183G- ASME CODE GALVANIZED CARBON STEEL TANKS - PART NUMBERS

Single Regulated	Double Regulated	Single Regulated w/Extra Sensitive Regulator	Double Regulated w/Extra Sensitive Regulator	Direct Drive Agitator	15:1 Gear Reduced Agitator	2 Gal. Tank Part Number	5 Gal. Tank Part Number	10 Gal. Tank Part Number	15 Gal. Tank Part Number
X						183G-200	183G-500	183G-1000	183G-1500
X				X		183G-210	183G-510	183G-1010	183G-1510
X					X	183G-211	-	-	-
	X					183G-213	183G-513	183G-1013	183G-1513
	X			X		183G-220	183G-520	183G-1020	183G-1520
	X					183G-221	-	-	-
	X				X	183G-223	183G-523	183G-1023	183G-1523
		X				183G-230	183G-530	183G-1030	183G-1530
		X		X		183G-231	-	-	-
		X			X	183G-233	183G-533	183G-1033	183G-1533
			X			183G-240	183G-540	183G-1040	183G-1540
			X	X		183G-241	-	-	-
			X		X	183G-243	183G-543	183G-1043	183G-1543

BINKS 183S- ASME CODE STAINLESS STEEL TANKS - PART NUMBERS

Single Regulated	Double Regulated	Single Regulated w/Extra Sensitive Regulator	Double Regulated w/Extra Sensitive Regulator	Direct Drive Agitator	15:1 Gear Reduced Agitator	2 Gal. Tank Part Number	5 Gal. Tank Part Number	10 Gal. Tank Part Number	15 Gal. Tank Part Number
						183S-200	183S-500	183S-1000	183S-1500
X						183S-210	183S-510	183S-1010	183S-1510
X				X		183S-211	-	-	-
X					X	183S-213	183S-513	183S-1013	183S-1513
	X					183S-220	183S-520	183S-1020	183S-1520
	X			X		183S-221	-	-	-
	X				X	183S-223	183S-523	183S-1023	183S-1523
		X				183S-230	183S-530	183S-1030	183S-1530
		X		X		183S-231	-	-	-
		X			X	183S-233	183S-533	183S-1033	183S-1533
			X			183S-240	183S-540	183S-1040	183S-1540
			X	X		183S-241	-	-	-
			X		X	183S-243	183S-543	183S-1043	183S-1543

BINKS PRESSURE TANKS

ASME Code Stainless Steel, Galvanized, and ASME PT Series Tanks

Binks ASME Code 30 and 60 Gallon Tanks are ideal for larger jobs such as line striping or supporting multiple guns. Choose galvanized units for most applications. Choose stainless steel fitted galvanized tanks for waterborne applications.

BINKS 183G- ASME CODE 30 AND 60 GALLON TANKS

Tank Size	Head Gasket	Bottom Outlet Kit	Service Bulletin Reference for Non-Agitated Tanks	Service Bulletin Reference for Agitated Tanks	Est. Shipping Wt. for Tanks w/out Agitators (lbs)	Est. Shipping Wt. for Tanks with Agitators (lbs)
30 gallon	83-2120	83-4229	77-1345	77-1347	240	250
60 gallon	83-2122	83-4230	77-1324	77-1322	335	370

BINKS 183G- ASME CODE 30 AND 60 GALLON TANKS

Single Regulated	15:1 Gear Reduced Agitator	30 Gal. Tank in Galvanized Steel	60 Gal. Tank in Galvanized Steel	30 Gallon Shell in Galvanized Steel (for a Stainless Steel Fitted Tank)	60 Gallon Shell in Galvanized Steel (for a Stainless Steel Fitted Tank)
X		83-5801	83-5701	83-5873 plus 30 gal. liner (see below)	83-5773 plus 60 gal. liner (see below)
X	X	83-5807	83-5707	83-5879 plus 30 gal. liner (see below)	83-5779 plus 60 gal. liner (see below)

30 AND 60 GALLON TANK LINERS

Top Outlet	Bottom Outlet (includes bottom outlet kit)	30 Gal. SS Liner	60 Gal. SS Liner
X		83-1569	83-1581
	X	83-2230	83-2229

BINKS 183G- ASME CODE 30 AND 60 GALLON TANKS

Configuration...	For a top outlet tank, order...	For a bottom outlet tank, order...
Galvanized 30 Gallon Tank	Tank: 83-5801 or 83-5807	Tank: 83-5801 or 83-5807 plus Bottom Outlet Kit 83-4229
Galvanized 60 Gallon Tank	Tank: 83-5701 or 83-5707	Tank: 83-5701 or 83-5707 plus Bottom Outlet Kit 83-4230
SS Fitted 30 Gallon Tank	Tank: 83-5873 or 83-5879 plus Liner: 83-1569	Tank: 83-5873 or 83-5879 plus Liner: 83-1569 plus Bottom Outlet Kit 83-4229
SS Fitted 60 Gallon Tank	Tank: 83-5773 or 83-5779 plus Liner: 83-1581	Tank: 83-5773 or 83-5779 plus Liner: 83-1581 plus Bottom Outlet Kit: 83-4230

BINKS PRESSURE TANKS

ASME Code Stainless Steel, Galvanized, and ASME PT Series Tanks

ACCESSORIES

183-GZ-5200 Solvent Saver Tanks: Flush your system with significantly less solvent by using our solvent saver tank. By injecting air into your solvent stream you generate turbulence via alternating slugs of solvent and air. This makes for a quicker flush, using less solvent. Two gallon tank size.

AIR CONTROL ASSEMBLIES FOR 183G- AND 183S- ASME CODE TANKS

Part Number	Description
85-470	Air Control Assembly for 1 regulator
85-471	Air Control Assembly for 1 regulator and agitator
85-472	Air Control Assembly for dual regulation
85-473	Air Control Assembly for dual regulation and agitator
85-490	Air Control Assembly for 1 low fluid pressure regulator
85-491	Air Control Assembly for 1 low fluid pressure regulator and agitator
85-492	Air Control Assembly for dual regulation, low fluid pressure
85-493	Air Control Assembly for dual regulation, low fluid pressure and agitator
85-469	Single to double regulator kit. Convert any single regulated 183G or 183S tank to a double regulated tank.

Fluid All™ Fluid Hose: Suitable for use with solventborne and waterborne coatings as diverse as epoxies, urethanes, conversion varnishes, alkyds, and latex. See our bulletin A28-100 Accessory Guide for additional sizes and lengths.

FLUID ALL™ HOSE

Part Number	Dimensions	Connections	For
71-3303	3/8" ID x 25'	3/8" NPS(F)	Fluid



Ergoflex™ Fluid Hose: Our 3/8" ID Hose is ideal for applications requiring high volumes of air (e.g. HVLP spraying), yet is surprisingly light and flexible. See our bulletin A28-100 Accessory Guide for additional sizes and lengths.

ERGOFLEX™ HOSE

Part Number	Dimensions	Connections	For
31-31101	3/8" ID x 25'	1/4" NPS(F)	Air



Bottom Outlet Kits for 183G- and 183S- ASME Code Tanks: Bottom Outlet Kits include sturdy steel legs, mounting fasteners, fittings, and outlet pipe.

BOTTOM OUTLET KITS

Part Number	Description	Fluid Outlet if using bottom outlet kit
183-3000	Bottom Outlet Kit for 2 Gallon Tanks	3/4" NTP (m) or 3/4" NPS (m)
183-3001	Bottom Outlet Kit for 5, 10 and 15 Gallon Tanks	3/4" NTP (m) or 3/4" NPS (m)



183-3005 One Leg Plus Fasteners. Order 1 to replace a damaged leg. Order 3 to raise a tank without bottom outlet plumbing.

BINKS PRESSURE TANKS

ASME Code Stainless Steel, Galvanized, and ASME PT Series Tanks

BINKS[®]



CARLISLE
FLUID TECHNOLOGIES

SOLUTIONS FOR YOUR WORLD

www.carlisleft.com

World Class Manufacturers of: | Process Controls | Curing and Conveying
Electrostatics | Fluid Handling | Powder Coating | Atomization

Carlisle Fluid Technologies US
16430 N. Scottsdale Road, Suite 450
Scottsdale, AZ 85254

Tel: 1-800-XXX-XXXX
Fax: 1-800-XXX-XXXX
Email: xxxxxxxxxxxxxxxx

©2017 Carlisle Fluid Technologies, Inc.
Models and specifications subject to change without notice. All rights reserved.

XXXXXXXXXX