


ENHANCED *INTERACTIVE* MANUAL



BLUE TEXT = CLICK TO ORDER 



51-203 SINGLE REGULATED
51-204 DOUBLE REGULATED

IMPORTANT NOTE: IF THIS PRESSURE TANK IS TO BE USED FOR SPRAYING FLAMMABLE MATERIALS, OPERATOR MUST NOT PRESSURIZE THIS TANK MORE THAN 15 PSI TO MEET OSHA REQUIREMENTS. FOR NON-ASME PRESSURE VESSELS. IT IS THE RESPONSIBILITY OF THE OPERATOR TO FOLLOW THIS MANDATORY PROCEDURE.

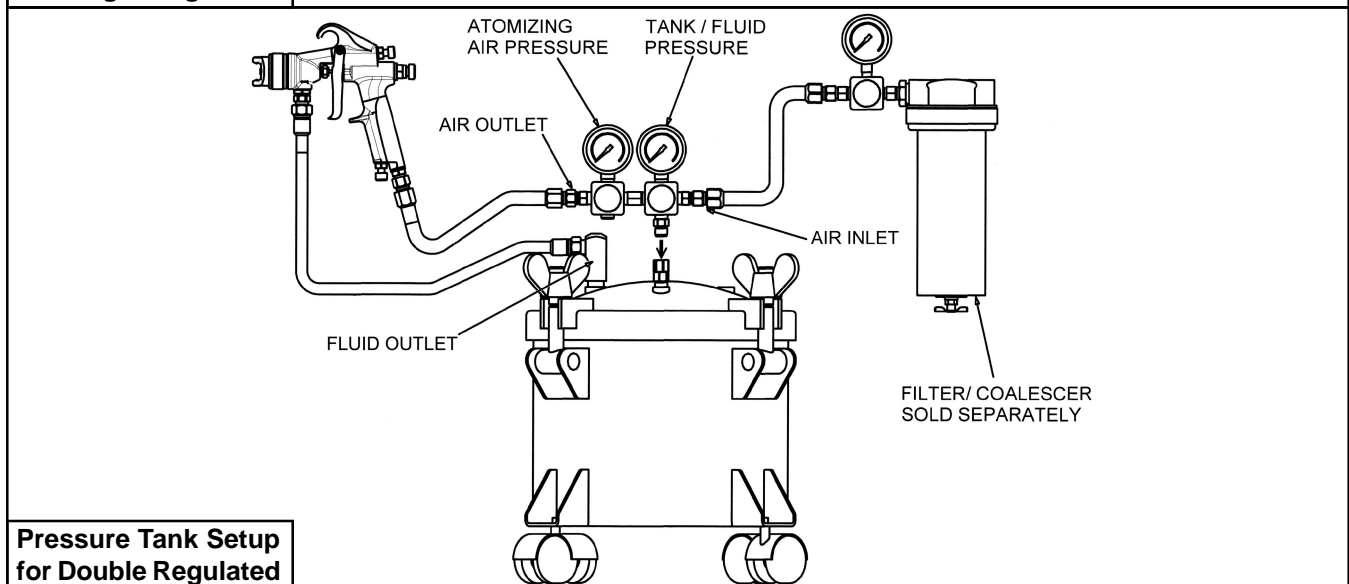
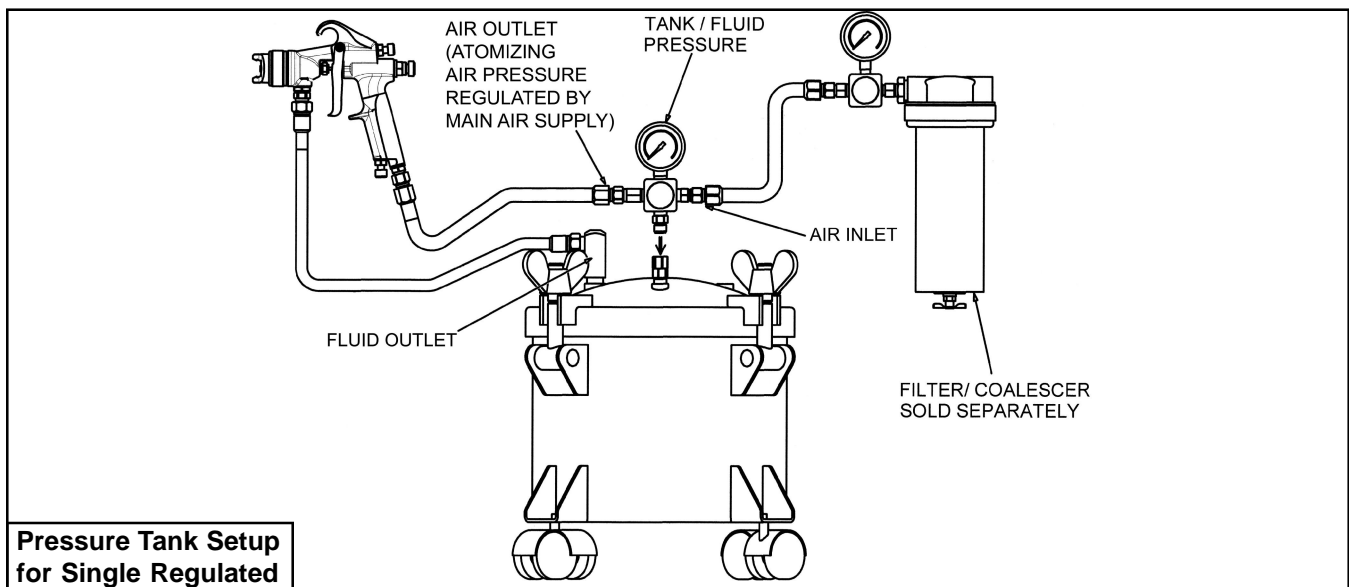
GENERAL INFORMATION

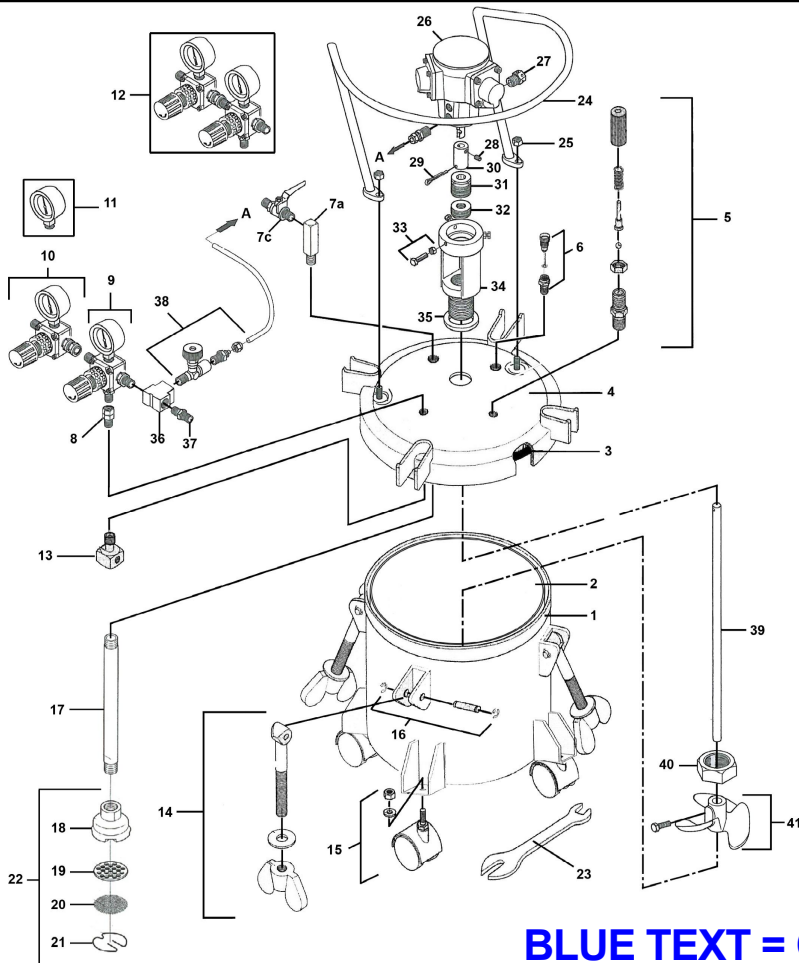
This pressure tank is equipped with either single or double air pressure regulation, pressure safety relief valve, a disposable plastic liner, and four caster wheels.

CAUTION!

1. Maximum tank pressure of 80 psi. The safety relief valve is designed to protect the tank against excessive pressures. DO NOT attempt to make adjustments to this valve. If this valve begins to vent air, reduce the setting on the air inlet regulator.
2. DO NOT alter the tank in any way by welding, drilling or machining as this may weaken the structure of the tank.
3. To prevent hazardous static sparks from occurring, always ground the tank by connecting a 12 ga. wire to the tank and to a known earth ground.
4. Halogenated solvents will react chemically with aluminum and may cause an explosion. Examples of halogenated solvents are 111 trichlorethane and methylene chloride. **DO NOT use the removable aluminum tank liner with any halogenated solvents.**
5. Be sure tank pressure is completely relieved before attempting to remove tank cover or material fill cap. Shut off the main air supply to the tank and vent pressure using the vent valve located on the tank lid.

****NOTE** Oilless Motor Used on CAT Agitated Tanks - DO NOT OIL TANK MOTORS**





BLUE TEXT = CLICK TO ORDER

ITEM NO.	PART NO.	DESCRIPTION	ITEM NO.	PART NO.	DESCRIPTION
1	51-226	Tank Shell	20	51-248	Inlet Screen
2	51-261	Disposable Rigid Liners (12 or 60 pk)	21	51-255	Inlet Retainer Clip
	51-231	Disposable Bag Liners (10 pk)	22	51-232	Inlet Strainer Assembly
	51-227	Stainless Steel Tank Liner	23	51-225	Wrench
3	51-220	Gasket	24	51-238	Guard
4	51-228A	Tank Lid Assembly	25	98-0115	Nut 3/8-16
5	51-229	Safety Relief Valve Assembly	26	51-240	Air Motor
6	51-234	Tank Vent Valve	27	51-271	Muffler
7a	51-230	Material Outlet Valve	28	51-262	Set Screw 1/4-20 x 1" lg.
7c	52-151	Ball Valve	29	51-266	Roll Pin
8	51-280	Swivel Connection	30	51-242	Coupling
9	52-10A	Fluid Regulator Assembly	31	51-288	Guide
10	52-11A	Atomizing Air Regulator Assembly	32	51-289	Shaft Seal Assembly
11	52-58	Pressure Gauge	33	51-264	Screw & Nut 1/4-20 x 1/4 lg.
12	52-303	Dual Regulator Assembly	34	51-287	Air Motor Base
13	51-237	Air Flow Diffuser	35	51-245	Seal Ring
14	51-236	Eye Bolt Assembly	36	51-272	3-Way Union
15	51-224	Caster (4 Req'd)	37	51-239	Double Male Nipple
	51-252	Optional Stationary Feet (4 Req'd)	38	51-247	Speed Valve Control Assembly
16	51-233	Pin Assembly	39	51-258	Agitator Shaft
17	51-223	Fluid Pickup Tube	40	51-259	Retaining Nut
18	51-256	Inlet Strainer Body	41	51-246	Propeller W/Bolt
19	51-254	Inlet Screen Backup Plate			

Single regulated supplied with item 9, double regulated supplied with items 9 & 10

Pressure Tanks Available From C.A. Technologies



2.5 Gallon Pressure Tank
51-201 Single Regulated
51-202 Double Regulated



2.5 Gallon Pressure Tank
With Air Powered Agitation
51-203 Single Regulated
51-204 Double Regulated



5 Gallon Pressure Tank
With No Agitation
51-507 Single Regulated
51-508 Double Regulated



5 Gallon Pressure Tank
With Manual Agitation
51-501 Single Regulated
51-502 Double Regulated



5 Gallon Pressure Tank
With Air Powered Agitation
51-503 Single Regulated
51-504 Double Regulated



10 Gallon Pressure Tank
With No Agitation
51-551 Single Regulated
51-552 Double Regulated



10 Gallon Pressure Tank
With Manual Agitation
51-557 Single Regulated
51-558 Double Regulated



10 Gallon Pressure Tank
With Air Powered Agitation
51-553 Single Regulated
51-554 Double Regulated